

DX Series Touch Panel



DX8



LTECH

DX8 RGBW Touch Panel

1. Technical Specs:

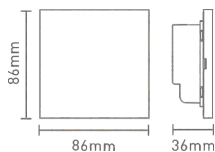
DX8	RGBW Touch Panel	
Input Voltage:	100~240Vac	Working Temp.: -30°C~55°C
Output Signal:	RF 2.4GHz, DMX512	Package Size: L113xW112xH50(mm)
Control Mode:	4 Zones Control	Weight(G.W.): 225g

R4-5A	CV Receiver	
Input Voltage:	5~24Vdc	Working Temp.: -30°C~55°C
Max Current Load:	5A x 4CH Max. 20A	Dimensions: L175xW44xH30(mm)
Max Output Power:	100W/240W/480W(5V/12V/24V)	Package Size: L178xW48xH33(mm)
Wireless Signal:	2.4GHz	Weight(G.W.): 150g

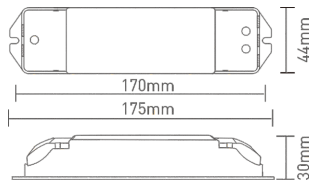
R4-CC	CC Receiver	
Input Voltage:	12~48Vdc	Working Temp.: -30°C~55°C
Output Voltage:	3~46Vdc	Dimensions: L175xW44xH30(mm)
Output Current:	CC 350/700/1050mAx4CH	Package Size: L178xW48xH33(mm)
Output Power:	1.05W~48.3Wx4CH Max 193.2W	Weight(G.W.): 165g
Wireless Signal:	2.4GHz	

Note: Receiver is sold separately.

2. Product Size:



Touch Panel



R4-5A/R4-CC Receiver

1

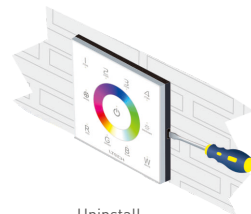
LTECH

DX8 RGBW Touch Panel

3. Installation Instruction:

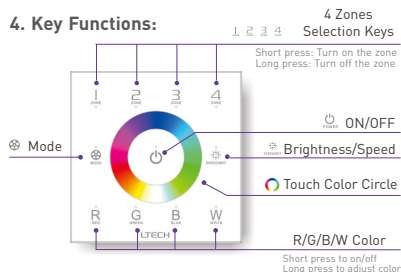


Install



Uninstall

4. Key Functions:



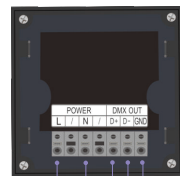
* Long press to turn on/off the tone.

The Changing Mode

- | | | | |
|-----------------|------------------|---------------------|-----------------------|
| 1. Static Red | 4. Static Yellow | 7. Static White | 10. RGB Color Smooth |
| 2. Static Green | 5. Static Purple | 8. RGB Jumping | 11. Full-color Smooth |
| 3. Static Blue | 6. Static Cyan | 9. 7 Colors Jumping | |

2

5. Terminals:

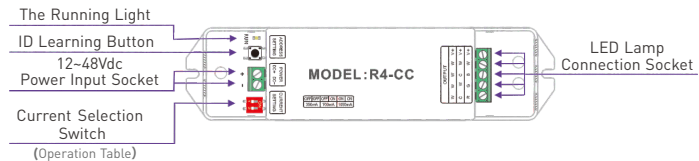


100-240Vac Power Input

DMX Signal Output

www.ltech-led.com

6. Operating Instruction for Receiver:



(Operation Table)

OFF	OFF	OFF	ON	ON	ON
350mA	700mA	1050mA			

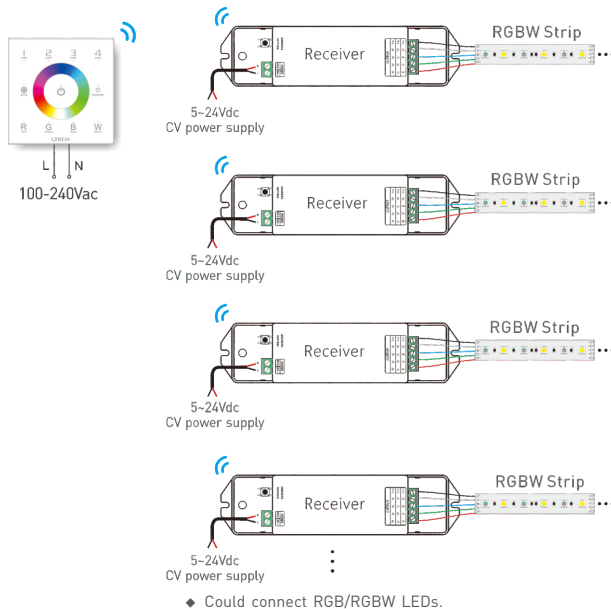
7. Match/Clear Code between Touch Panel & Receiver:

Match code: Short press "ID learning button" on the R4-5A/R4-CC receiver, the running light keeps on. Then press the matching zone key on the touch panel, the running light flicker several times, match successfully.

Clear code: Long press "ID learning button" on the R4-5A/R4-CC receiver for 5s, the running light flicker several times, deactivate the matching successfully.

Attn: Multiple receivers could be synced to each zone.

8. Wireless Wiring Diagram:



9. DMX Wiring Diagram:

